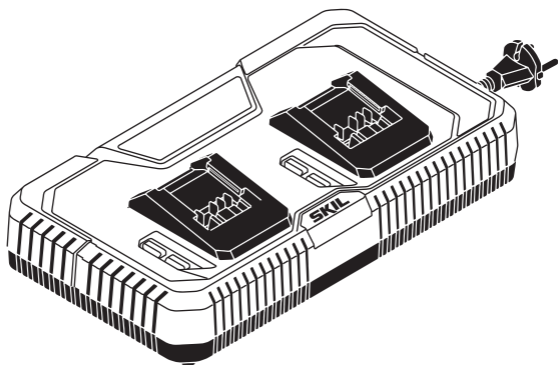


SKIL



Model: QC5359E-00

PWRCORE 20™

Dual Charger

⚠ WARNING: To reduce the risk of injury, the user must read and understand the Owner's Manual before using this product. Save these instructions for future reference.

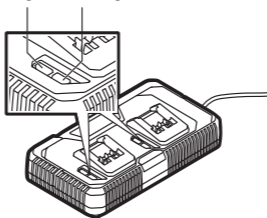


For Customer Service

1300-017-545 OR **www.skil.com.au**

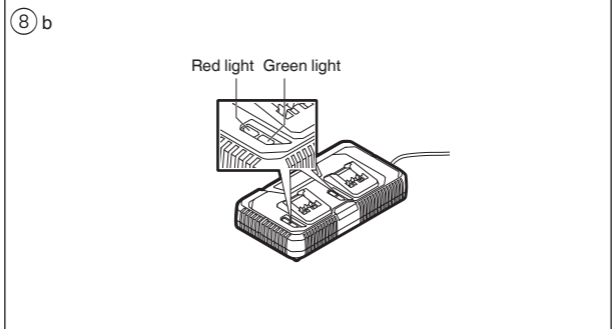
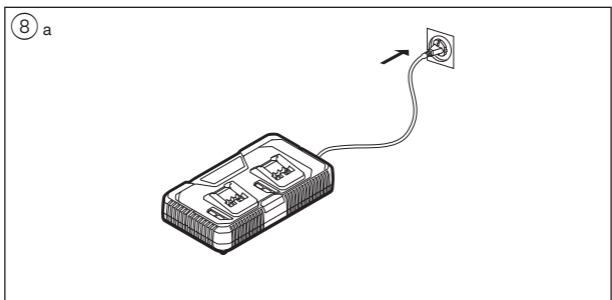
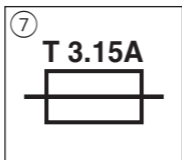
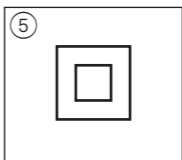

①

Red light Green light

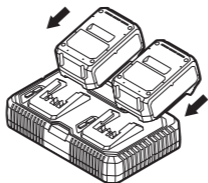


② SPECIFICATIONS

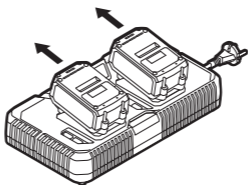
| | | |
|----------------------------------|------------------------|----------------------|
| Rated Input | 220-240V~ 50-60Hz 300W | |
| Rated output | 21V | |
| Battery Compatibility | 2.5Ah: BY5197E-03 | 5.0Ah: BY5196E-03 |
| Charging Time | 2.5Ah: 40min | 5.0Ah: 60min |
| Recommended Charging Temperature | 4°C ~ 40°C | |
| Recommended Storage Temperature | -20°C ~ 50°C | |
| Weight | 1.66kg | |



8 c



8 d



INTRODUCTION

- This charger is intended for charging SKIL battery packs BY5197E-03 BY5196E-03
- This tool is not intended for professional use
- Read and save this instruction manual ③

SAFETY

SPECIFIC SAFETY INSTRUCTIONS FOR CHARGERS

- **This charger can be used by children aged 8 and above and by persons who have physical, sensory or mental limitations or a lack of experience or knowledge if a person responsible for their safety supervises them or has instructed them in the safe operation of the charger and they understand the associated dangers** (otherwise, there is a danger of operating errors and injuries)
- **Supervise children** (this will ensure that children do not play with the charger)
- **Cleaning and user maintenance of the battery charger shall not be made by children without supervision**
- Always check that the supply voltage is the same as the voltage indicated on the nameplate of the charger
- In case of electrical or mechanical malfunction, immediately switch off the tool or unplug charger from power source
- If the supply cord is damaged, it must be replaced by the manufacturer, its service agent or similarly qualified persons in order to avoid a hazard.
- **Recommendation that the tools always be supplied via residual current device with rated residual current of 30 mA or less**
- Only use SKIL battery packs BY5197E-03 BY5196E-03 with this charger

- Do not touch the contacts in the charger
- Do not expose tool/charger/battery to rain
- Do not charge battery in damp or wet environments
- Do not use charger when damaged
- Do not use battery when damaged; it should be replaced immediately
- Do not disassemble charger
- Do not attempt to recharge non-rechargeable batteries with the charger
- Permitted ambient temperature (charger):
 - when charging 4...40°C
 - during operation -20...+50°C
 - during storage -20...+50°C

EXPLANATION OF SYMBOLS ON CHARGER

- ③ Read the instruction manual before use
- ④ Only use the charger indoors
- ⑤ Double insulation (no earth wire required)
- ⑥ Do not dispose of electric tools and batteries together with household waste material
- ⑦ Time lag fuse (QC5359E-00)

USE

- Charging battery ⑧
 - This charger can charge a single battery pack, but also 2 battery packs at the same time.
 - remove battery from tool
 - connect charger to power source as illustrated ⑧a
 - both lights turn on for 1 second and then turn off again ⑧b
 - insert battery into charger as illustrated ⑧c
 - green light starts flashing indicating that the battery is being charged ⑧b
 - when the battery is fully charged and green light turns on ⑧d
 - remove battery from charger as illustrated ⑧d
 - Charges a fully depleted 2.5Ah battery pack to approximately 25% capacity in 6 minutes

! remove battery from charger after charging period has ended thereby lengthening the service life of the battery

IMPORTANT:

- if red light starts flashing after inserting a battery, this means that the battery is damaged and should be replaced ⑧b
- if red light turns on after inserting a battery, this may mean that the battery is too cold or too hot (charger only charges batteries when its temperature is between 4°C and 40°C) ⑧b
- the lithium-ion battery can be charged at any time (interrupting the charging procedure does not damage the battery)
- the lithium-ion battery does not have to be empty before charging (no "memory-effect" as with nickel-cadmium batteries)
- while charging, the charger and the battery may become warm to touch; this is normal and does not indicate a problem
- ensure that the outside surface of the battery is clean and dry before inserting into charger
- if you anticipate long periods of non-use for the tool, it is best to unplug the charger from its power source
- a significantly reduced working period after charging indicates that the battery is worn out and should be replaced

ENVIRONMENT

- Do not dispose of electric tools, batteries, accessories and packaging together with household waste material. The electric tools, accessories and packaging should be sorted for environmental-friendly recycling
! prior to disposal protect battery terminals with heavy tape to prevent short-circuit

MAINTENANCE

- Keep charger clean
 - clean charging contacts in charger with alcohol or contact cleaner**! unplug charger from power source before cleaning**

WARRANTY

SKIL WARRANTY POLICY

For all SKIL warranty & enquiries, please contact 1300 01 SKIL (1300 01 7545) Monday to Friday 9:00am to 5:00pm EST

Chervon Australia Pty Ltd ABN 36 165 077 501 ("Chervon") warrants to the original domestic purchaser that this product will be free from defects in materials and workmanship for 5 years from date of purchase, and any battery or charger will be free from defects in materials and workmanship for 3 years from date of purchase. Consumables will be covered by a 3-month warranty and a complete list can be found inside the manual.

Notwithstanding the foregoing, if a SKIL consumer Power Tool is used for industrial, professional or commercial purposes, the foregoing warranty will apply for a duration of ninety days from the date of purchase. This ninety-day commercial warranty pertains to the SKIL Power Tool range only.

This SKIL product warranty is only applicable to purchases from authorised SKIL retailers. This warranty will not apply to SKIL products that are purchased from Amazon, eBay and any other non-authorised online retailer. This SKIL product warranty does not apply to any parallel imported product and does not apply to any SKIL products that are not purchased from an authorised SKIL retailer. To make a claim, return the faulty item together with proof of purchase directly to your closest service agent or to the place of purchase. Any handling and transportation costs (and other expenses incurred in claiming this warranty) are not covered by this warranty and will not be borne by Chervon. The replacement product or part or repaired product will be made available for your collection at an address nominated by Chervon. Where a valid warranty claim is made, Chervon will replace the defective product or repair the fault. Where the product is repaired, Chervon may use refurbished parts. This


warranty does not cover normal wear and tear, misuse or abuse. This warranty may also be further limited or voided as specifically detailed in the product manual. Chervon has no other liability under this warranty. The benefits to you given by this warranty are in addition to other rights and remedies imposed by State and Federal legislation that cannot be excluded. Our goods come with guarantees that cannot be excluded under the Australian Consumer Law. You are entitled to a replacement or refund for a major failure and compensation for any other reasonably foreseeable loss or damage. You are also entitled to have the goods repaired or replaced if the goods fail to be of acceptable quality and the failure does not amount to a major failure. Chervon Australia Pty Ltd, Unit 14, 5 Kelletts Road, Rowville, VIC. 3178. Ph; 1300 01 SKIL (1300 01 7545). Email: support@skil.com.au

The following accessories and consumables have a 3-month warranty period:

| | |
|---------|-----------------------|
| Chucks | Allen keys |
| Brushes | Angle grinder flanges |
| Collets | Dust canisters |



Industry leading battery technology wraps each cell with cooling material to keep the battery powering on for 25% longer run time compare to general battery technology.



SKIL's patented technology extends the battery life 2X longer compare to general battery technology.