


SKIL



Model: AD5923E-00

PWRCORE 20™

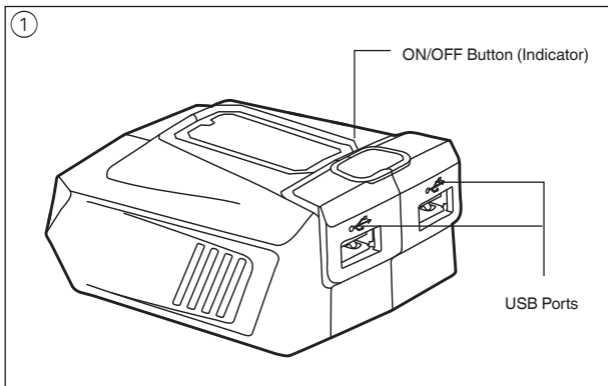
Cordless USB Charging Adapter

⚠ WARNING: To reduce the risk of injury, the user must read and understand the Owner's Manual before using this product. Save these instructions for future reference.



For Customer Service

1300-017-545 OR **www.skil.com.au**

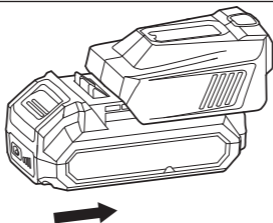


② **SPECIFICATIONS**

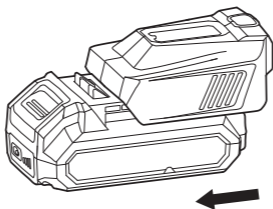
Rated Voltage	18V d.c. (20V max)
Output voltage	5.1V d.c.
Output current	Max. 2.1 A (each port) Max. 3.6 A (in total)



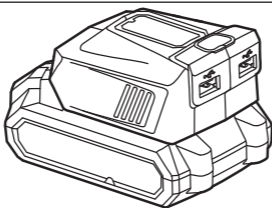
⑤ a



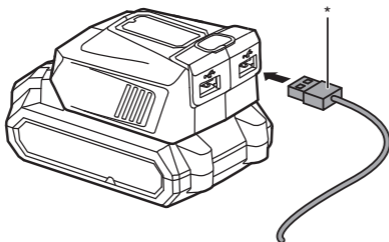
⑤ b



⑥ a



⑥ b



* NOT STANDARD INCLUDED

INTRODUCTION

- This tool is intended for using a SKIL battery pack as power source for USB devices
- This tool is not intended for professional use
- **Read this instruction manual carefully before use and save it for future reference**

SAFETY

- **This tool can be used by children aged 8 and above and by persons who have physical, sensory or mental limitations or a lack of experience or knowledge if a person responsible for their safety supervises them or has instructed them in the safe operation of the tool and they understand the associated dangers** (otherwise, there is a danger of operating errors and injuries)
- **Supervise children** (this will ensure that children do not play with the tool)
- **Cleaning and user maintenance of the tool shall not be made by children without supervision**
- **For ITE use only**
- **Do not operate power tools in explosive atmospheres, such as in the presence of flammable liquids, gases or dust.** Power tools create sparks which may ignite the dust or fumes.
- **Do not expose power tools to rain or wet conditions.** Water entering a power tool will increase the risk of electric shock.
- Store the tool **indoors** in a dry and locked-up place, out of reach of children
- Do not use tool/charger when damaged; take it to one of the officially registered SKIL Service Stations for a safety check
- **Have your power tool serviced by a qualified repair person using only identical replacement parts.** This will ensure that the safety of the power tool is maintained.
- Provide for good ventilation at the working place
- **Use power tools only with**

specifically designated battery packs. Use of any other battery packs may create a risk of injury and fire.

- **Only use the following batteries and chargers with this tool**
 - SKIL battery: BY5197E-03
BY5196E-03
 - SKIL charger: SC5358E-01
QC5360E-01
- **When battery pack is not in use, keep it away from other metal objects like paper clips, coins, keys, nails, screws, or other small metal objects that can make a connection from one terminal to another.**
Shorting the battery terminals together may cause burns or a fire.
- **Under abusive conditions, liquid may be ejected from the battery; avoid contact. If contact accidentally occurs, flush with water. If liquid contacts eyes, additionally seek medical help.**
Liquid ejected from the battery may cause irritation or burns.
- **Do not use a battery pack or tool that is damaged or modified.**
Damaged or modified batteries may exhibit unpredictable behaviour resulting in fire, explosion or risk of injury.
- **Do not expose a battery pack or tool to fire or excessive temperature.**
Exposure to fire or temperature above 130°C may cause explosion.
- **Follow all charging instructions and do not charge the battery pack or tool outside the temperature range specified in the instructions.** Charging improperly or at temperatures outside the specified range may damage the battery and increase the risk of fire.
- Permitted ambient temperature (tool/charger/battery):
 - when charging 4...40°C
 - during operation -20...+50°C
 - during storage -20...+50°C
- **Never service damaged battery packs.** Service of battery packs should only be performed by the manufacturer or authorized service providers.

EXPLANATION OF SYMBOLS ON TOOL/BATTERY

- ③ Read the instruction manual before use

- ④ Do not dispose of electric tools and batteries together with household waste material

USE

- Charging battery
! read the safety warnings and instructions provided with the charger
- Removing/installing the battery ⑤
- Charging an external USB device ⑥
! make sure that your USB device can be charged using the USB adapter
 - press on/off button to activate the adapter, the indicator will turn GREEN
 - connect the charging cable of an USB device in one of the USB ports
 - press on/off button again to turn off the adapter, the GREEN indicator will turn off**! the adapter will automatically shut off when charging is completed or after an inactivity of 3 hours**
! when not in use, remove the charger cable(s) and battery
- Battery protection

Switches off the tool or prevents the tool from being switched on, when

- the battery temperature is not within the allowable operating temperature range of -20 to +50°C
- the lithium-ion battery is nearly empty (to protect against deep discharge)

! do not continue to press the on/off switch after the tool is switched off automatically; battery may be damaged

MAINTENANCE

- This tool is not intended for professional use
- Clean the tool with a dry, soft cloth (do not use cleaning agents or solvents)
! remove battery from tool before cleaning

ENVIRONMENT

- **Do not dispose of electric tools, batteries, accessories and packaging together with household waste material. The**

electric tools, accessories and packaging should be sorted for environmental-friendly recycling ! prior to disposal protect battery terminals with heavy tape to prevent short-circuit

WARRANTY

SKIL WARRANTY POLICY

For all SKIL warranty & enquiries, please contact 1300 01 SKIL (1300 01 7545) Monday to Friday 9:00am to 5:00pm EST

Chervon Australia Pty Ltd ABN 36 165 077 501 ("Chervon") warrants to the original domestic purchaser that this product will be free from defects in materials and workmanship for 5 years from date of purchase, and any battery or charger will be free from defects in materials and workmanship for 3 years from date of purchase. Please note SKIL products are intended for DIY (Do It Yourself) use only. SKIL Products are not designed or intended for commercial or trade use and if the products are used in any commercial or trade applications, the warranty will not apply. Consumables will be covered by a 3-month warranty and a complete list can be found inside the manual. This SKIL product warranty is only applicable to purchases from authorised SKIL retailers. This warranty will not apply to SKIL products that are purchased from Amazon, eBay and any other non-authorised online retailer. This SKIL product warranty does not apply to any parallel imported product and does not apply to any SKIL products that are not purchased from an authorised SKIL retailer. To make a claim, return the faulty item together with proof of purchase directly to your closest service agent or to the place of purchase. Any handling and transportation costs (and other expenses incurred in claiming this warranty) are not covered by this warranty and will not be borne by Chervon. The replacement product or part or repaired product will be made available for your collection at an address nominated by Chervon. Where a valid warranty claim is made, Chervon will replace the defective product or repair the fault. Where the product is repaired, Chervon may use refurbished parts. This warranty does not cover normal wear and tear, misuse or abuse. This warranty may also be further limited or voided as specifically detailed in the product Manual. Chervon has no other liability under this warranty. The


benefits to you given by this warranty are in addition to other rights and remedies imposed by State and Federal legislation that cannot be excluded. Our goods come with guarantees that cannot be excluded under the Australian Consumer Law. You are entitled to a replacement or refund for a major failure and compensation for any other reasonably foreseeable loss or damage. You are also entitled to have the goods repaired or replaced if the goods fail to be of acceptable quality and the failure does not amount to a major failure. Chervon Australia Pty Ltd, Unit 14, 5 Kelletts Road, Rowville, VIC. 3178. Ph; 1300 01 SKIL (1300 01 7545). Email: support@skil.com.au

The following consumables have a 3-month warranty period:

Brushes	Collets
Dust canisters	Angle grinder flanges
Allen keys	Chucks



Industry leading battery technology wraps each cell with cooling material to keep the battery powering on for 25% longer run time compare to general battery technology.



SKIL's patented technology extends the battery life 2X longer compare to general battery technology.

